



16 August 2017

The Prime Minister, Minister for Finance, Strategic Planning, National Development and Statistics, the Public Service, Peoples' Charter for Change and Progress, Information, iTaukei Affairs, Provincial Development, Multi-Ethnic Affairs, Sugar Industry, and Lands and Mineral Resources

Dear Prime Minister,

Annual Report 2014

I have the honour to submit on behalf of the Ministry of Industry, Trade and Tourism, this Annual Report on the performance of the Ministry for the period 1 January to 31 December, 2014.

Yours sincerely,

Hon. Faiyaz Siddiq Koya

Minister for Industry, Trade and Tourism

FOREWORD BY THE PERMANENT SECRETARY



I have much pleasure in presenting to you the 2014 Annual Report for the Ministry of Industry, Trade and Tourism.

2014 presented another successful year for the Ministry, as we continued the implementation of key Government policies and initiatives in strengthening industrial development, trade and investment.

The Ministerial mandate was broadened through the merger of the Ministry of Industry and Trade and the Department of Tourism.

Following the signing of the MOU between the Fijian Government and the Professional Golfers Association (PGA) of Australia in 2013, the inaugural Fiji International tournament was successfully hosted at the Natadola Bay Championship Golf Course, in August 2014.

The Fijian Made-Buy Fijian Campaign continued to grow with a total of 149 companies (including 53 new applications) and 980 products granted approval to use the emblems. The Ministry's assistance to exporters through the National Export Strategy (NES) continued with 12 companies receiving a total funding of around \$1.75 million. The criteria for the NES grant was reviewed to encourage more SMEs to qualify.

The Ministry also continued its collaboration and performance monitoring of its statutory agencies, which includes, Tourism Fiji, Fiji Commerce Commission, Investment Fiji, Film Fiji, Consumer Council of Fiji, Real Estate Agents Licensing Board and the National Centre for Small and Micro Enterprises Development, to ensure the successful implementation of the Ministry's mandate.

To enhance domestic and international trade, the Ministry engaged in various trade negotiations and investment promotion initiatives. These included the active engagement in the PACER Plus intercessional meetings, the successful hosting of the Pacific ACP Trade Officials and Ministers Meeting (PACPTOM), engagements at the MSG Trade Meetings, Trade Fair and Investment Roadshow, Ministerial Trade and Investment Mission to India, Sugar Marketing and Scoping

Mission in UAE, Iran, India, Bangladesh and Malaysia, successful hosting of the Fiji-China Joint Trade and Economic Commission Forum, organising the Trade Facilitation Agreement Needs Assessment and Implementation Workshops, participation at the Trade Pasifika 2014 and hosting inbound Trade and Investment Promotion Missions from Australia, USA and New Zealand.

The Ministry worked on finalising the Fijian Trade Policy Framework, through one-on-one consultations and a validation workshop, involving key stakeholders from the Government, private sector and civil societies. The launch of the Framework is earmarked for 2015.

The Ministry continued to uphold the quality and reliability of the national system of units of measurement and standards to protect consumers from unscrupulous traders and unfair trade. In this regard, Inspectors and Technical Officers continued to work on testing and certification of all weighing and measuring instruments used for trade throughout Fiji. The Ministry also carried out inspection and auditing of companies from the various industries, including mineral water, battery, fireworks, petroleum and scrap metal to ensure compliance to the relevant laws and standards.

The second phase of the needs assessment of the Department of National Trade Measurement and Standards was also carried out to identify institutional capability and capacity of the Department and develop a 3-5 year plan.

The Ministry also progressed initiatives regarding the development of cooperatives by facilitating the establishment, registration, monitoring and promotion of cooperative businesses.

The support and cooperation of staff has enabled the Ministry to deliver its output and services in 2014. I extend my sincere gratitude to the Honourable Minister for Industry, Trade and Tourism for his leadership and guidance during the year.

Vinaka vakalevu.

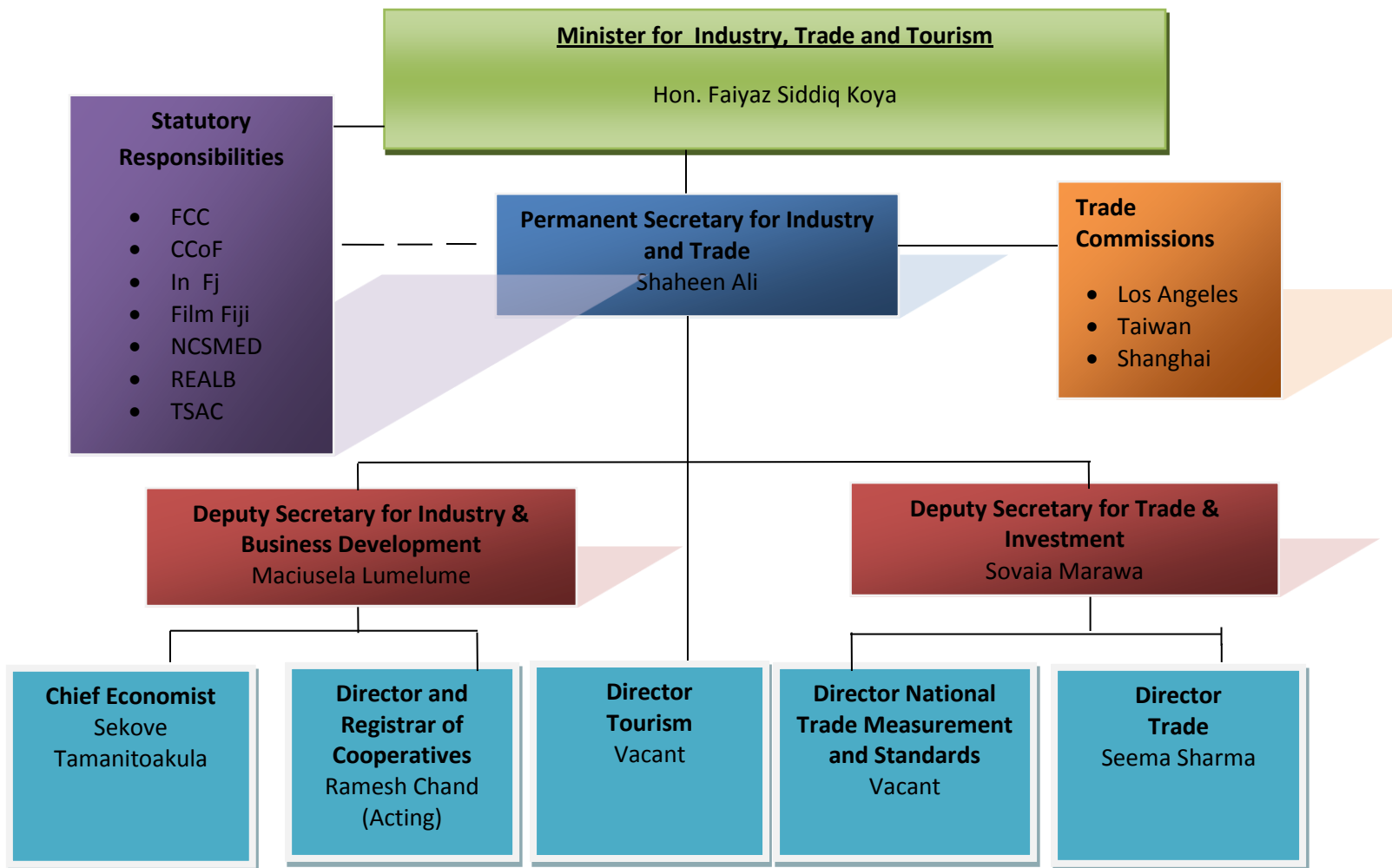
Shaheen Ali
Permanent Secretary for Industry, Trade and Tourism

TABLE OF CONTENTS

	Page
1.0 Organization Structure	6
<i><u>Reports by Departments</u></i>	
2.0 Economic Unit	7
3.0 Trade Unit	13
4.0 Department of National Trade and Measurement Standards	18
5.0 Department of Tourism	27
6.0 Department of Co-operative Business	32
7.0 Corporate Service Division - Administration Section	38
8.0 Agency Financial Statements	43

1.0 ORGANISATION STRUCTURE

The Organization Chart below shows the major departments and senior staff:



2.0 ECONOMIC UNIT

2.1 INTRODUCTION

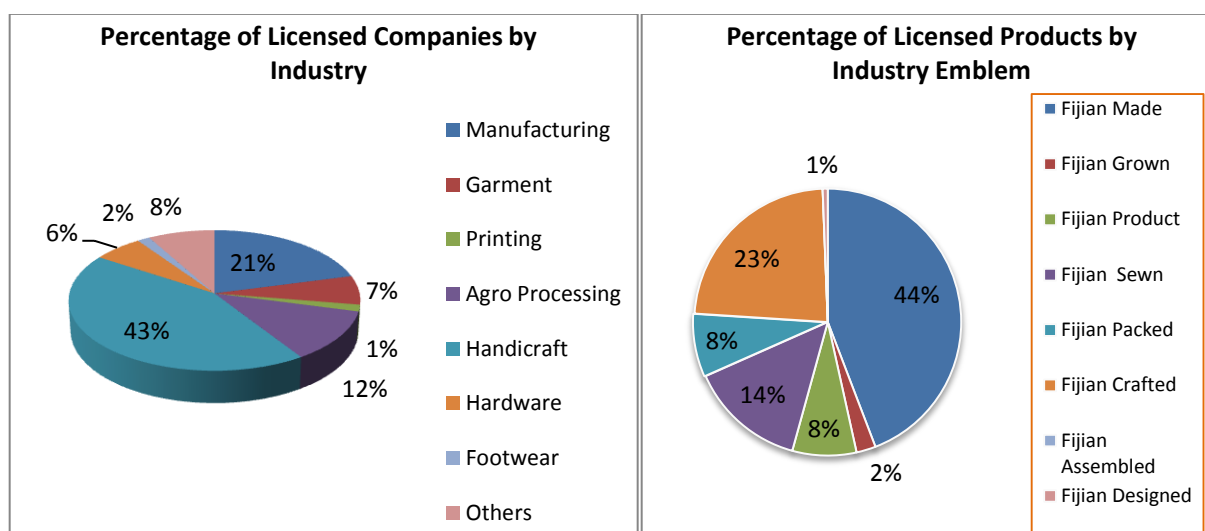
The Unit is responsible for formulating, implementing, monitoring and reviewing policy and project initiatives for private sector development in commerce, industry, small and micro enterprises, investment, services, competition and consumer protection. The Unit also provides policy advice and strategic support to its stakeholders, both within government and externally.

The major projects for the Economic Unit in 2014 were:

2.2 FIJIAN MADE - BUY FIJIAN (FMBF) CAMPAIGN

The FMBF Campaign launched in 2011 and successfully continued in 2014. The Ministry organized promotional events and also participated in events organized by its stakeholders to promote the Campaign.

A total of 149 companies and 980 products were granted approval to use the Fijian Made, Fijian Sewn, Fijian Packed, Fijian Product, Fijian Grown and Fijian Crafted brands. Out of the 149 licenses, 96 companies' licenses were renewed and 53 new applications were approved.



Product Registration by Industry and the Industry Emblems on Fijian Made Campaign Licensing

The programme was actively promoted in both the domestic and regional markets. Other outreach programmes included, Secondary School Careers Expo, Fiji Sugar Corporation 'Sugars of Fiji' launch and product exhibitions, such as the MSG Investment Roadshow and Trade Fair in Port Moresby, PNG, National Women's Expo, 2014 Fiji Agriculture Show, 2014 Fiji International, 2014 Fijian Tourism Expo, 2014 Trade Pasifika Expo, amongst others.



Fijian Crafted Certificate Handover during Western Craft Fair

The Fijian Made-Buy Fijian Facebook Competition was launched on 24 January 2014 to raise awareness on the campaign. The competition on Facebook had a viewership of 26,544 users and the total number of votes received for the competition was 12,517.




Sneha Kumar, Fijian Made Face Book Competition first prize winner receiving her prize from the Attorney General/Minister



Fijian Products Displayed at MSG Trade and Investment Roadshow in PNG

The Ministry established permanent billboards around the country to elevate its marketing campaign in the domestic market.



Fijian Made Campaign Billboards in Central and Northern Divisions

2.3 NATIONAL EXPORT STRATEGY

The National Export Strategy (NES), aims to achieve sustainable economic growth by encouraging exports, competitiveness, value addition and diversification. The NES has prioritized 6 sectors namely, Forestry, Fisheries, Agro-Business, Mineral Water, Audio Visual and ICT.

The NES grant attracted a total of 23 applications of which, 12 companies successfully met the criteria for funding. The total grants received by these companies was \$1,747,707 for activities, such as agro business, marine products and forestry.



NES 2014 Recipients pictured with the Minister at the Cheque Handing over Ceremony

The Economic Unit continuously monitored the progress of companies funded in 2013 through desktop assessments and site inspections. The Unit also reviewed and revised the Criteria for the NES Grant to encourage more SMEs to apply for the NES funding.

	2014 Funded Companies	Dollar Value
1.	South Pacific Elixirs Limited	\$137,500
2.	Copra Millers (Fiji) Limited	\$96,000
3.	Raj Kava Dealers Limited	\$150,000
4.	Maqere Exports Limited	\$27,847
5.	Lami Kava Ltd	\$126,608
6.	Farm Boy Ltd	\$65,000
7.	Green Lumber Solutions Ltd	\$83,612
8.	Garden City Exports Ltd	\$150,000
9.	Nature's Way Cooperative Ltd	\$92,000
10.	Pacific Fishing Company Ltd	\$119,140
11.	Bens Trading Ltd	\$500,000
12.	Walt Smith International Ltd	\$200,000
	Total	\$1,747,707

2.4 SAVUSAVU INDUSTRIAL ZONE

The Savusavu Industrial Zone (SIZ) is one of Government's initiatives under its "Look North Policy", to attract investment into the Northern Division. The zone has the following infrastructure in place by the Ministry:

- (i) A telecommunication exchange from TFL in the zone;
- (ii) Three phase electricity supply with 2 substations;
- (iii) Water and sewage services;
- (iv) Tar-sealed roads within the Zone connecting the main road network; and
- (v) Footpath and drainage facilities.

The SIZ has a total area of 16 acres of freehold land comprising of 18 lots, with an average lot size of 1,167 square meters. The 2014 market price for the zone is \$3.55 million.



2.5 MONITORING AND ASSESSMENT OF STATUTORY ORGANIZATIONS

The Economic Unit monitors and assesses the performance of the Fiji Commerce Commission (FCC), Consumer Council of Fiji (CCoF), Real Estate Agents Licensing Board (REALB) and National Centre for Small and Micro Enterprises Development (NCSMED).

2.6 FILM FIJI REGULATIONS 2012

The Film Fiji (Licensing of Audio Visual Agents) Regulations 2012 is a licensing regime put in place to ensure that foreign film and television production companies engage the services of reputable audio visual agents and that the “Fijian” brand and “Fiji” as a prime film-making destination is not in any way undermined.

The Ministry licensed 4 new Audio Visual Agents in 2014 bringing the total number of valid Audio Visual Agents licensees to 15. These agents provide a wide range of services, such as financial services, legal advisory services, line producers, and location scouting to name a few.

Classification of Audio Visual Agents	No. of Licenses
Lawyers	3
Accountants	4
Consultants	4
AV Production	2
Aviation Service Provider	1
Marketing	1
Total	15

2.7 TEXTILE, CLOTHING AND FOOTWEAR COUNCIL OF FIJI

The Ministry supported the textile, clothing and footwear industry through a marketing grant of \$100,000 to enhance marketing in the markets of Australia, New Zealand and the US.



PSIT handing over the marketing grant cheque to the President of the TCF Council

Major Activities	2014 Achievements
Advertising	Total Expenditure was mainly towards the TCF's ongoing advertisement in the Australian ATF magazine and the New Zealand Apparel Magazine
Industry Website	The Expenditure was towards updating and maintaining the TCF Website
Exhibitions / Trade Shows	There were two exhibitions shows conducted in the year 2014, the annual Australian International Sourcing Trade Fair on the 18 – 20 November, 2014 and the MSG Trade Fair on the 27–29 November, 2014. It was noted that the bulk of expenditure was mainly directed towards the registration, setting up of booths and the MIFF brochures, videos and gift pack for visitors.

2.8 BUSINESS MENTORING PROGRAMME

The Ministry together with Business Mentors New Zealand and National Centre for Small and Micro Enterprises undertook a business mentoring of 60 Cooperatives and small and micro enterprises. The main objective was to upskill cooperatives, small and micro businesses to achieve sustainable economic growth through increase participation in local and international markets.

The Ministry will extend the business mentoring program in 2015, to also include the monitoring of clients mentored in 2014.

2.9 ASSESSMENT OF MICROFINANCE INSTITUTIONS (MFI)

An audit sanctioned by the Ministry in 2013, of five (5) Government managed Microfinance Institutions (MFIs) revealed the misuse of client savings amounting to \$712,589. Cabinet directed the reimbursement of these amounts owed as savings to MFI clients.

In 2014, a total of 2,421 MFI clients were reimbursed a total amount of **\$495,131.14**.

The Ministry will complete the final re-imbursement of misused savings in January 2015. Cabinet also directed the winding up of operations of these MFIs.

3.0 TRADE UNIT

3.1 INTRODUCTION

The Unit's role is to formulate and implement policies and initiatives to enhance domestic and international trade and undertake trade and investment promotion. In addition, the Unit advances negotiations to create favourable global market access opportunities for Fijian products and services in overseas markets. The Unit is concurrently tasked with increasing Fiji's regional and global economic integration to enhance Fiji's economic growth. The Unit administers the performance of the four (4) Trade Commissions based in Los Angeles, Taiwan, Shanghai and proposed for Papua New Guinea as well as two (2) Statutory Organizations namely Investment Fiji and Film Fiji.

3.2 FIJIAN TRADE POLICY FRAMEWORK

The Fijian Trade Policy Framework is the overarching policy document that will guide Fiji's trade and investment. The Fijian Trade Policy represents our shared interest towards the common goal of improving our trade performance and enhancing Fiji's position as the hub of the Pacific. It will determine how to connect all the dots and address our production capacity, and supply-side constraints with the ultimate objective of enhancing Fiji's position in global trade.

Harnessing our opportunities in international trade will mean more demand for Fijian-made goods and services leading to increased investment from the private sector and the creation of jobs and wealth and better standard of living.

The framework was endorsed by Cabinet on 18 November 2014.

3.3 PACIFIC AGREEMENT ON CLOSER ECONOMIC RELATIONS (PACER) PLUS

PACER Plus is a trade agreement, which seeks to deepen regional integration, create opportunities for growth, create a strong regional economic bloc and ultimately lead to meaningful socio-economic development of Pacific Island Countries. It is a proposed trade agreement between Australia, New Zealand and the 14 Pacific Island Countries (PICs). PACER Plus negotiations offer an opportunity to help PIC's benefit from enhanced regional trade and economic integration.

Fiji joined the PACER Plus negotiations in 2014 after invitation from the Pacific Island Leaders and endorsement by the Fijian Prime Minister and Cabinet that Fiji will join only as a full and equal PACER Plus party.

3.4 PACIFIC ACP TRADE OFFICIALS AND MINISTERS MEETING [PACPTOM]

Fiji hosted the Joint Pacific ACP Trade and Fisheries Ministers meeting at Suvavou House in Suva from the 7-11 April, 2014.

The objective of the meeting was for the Pacific ACP region to agree on the format of the negotiations, as well as a strategy to conclude the negotiations on a comprehensive Economic Partnership Agreement (EPA).



PACP Trade and Fisheries Ministers

The following PACP trade- related meetings were held in the year:

- | | | |
|-------|--|----------------|
| (i) | PACP Trade and Fisheries Officials Meeting | 7 - 9 April |
| (ii) | PACP Trade and Fisheries Ministers Meeting | 10 - 11 April |
| (iii) | Trade Experts Advisory Group Sub-Committee on Fish | 3 - 6 November |
| (iv) | TEAG Sub-Committee on Fish | 13-15 December |

3.5 MELANESIAN SPEARHEAD GROUP (MSG) TRADE OFFICIALS & MINISTERS MEETINGS

The 2nd MSG Trade Ministers Meeting was held on November 26 2014, in Port Moresby, Papua New Guinea.

The purpose of the MSG Trade Ministers Meeting was to discuss and update the MSGTA3 negotiations. Furthermore, fresh mandates were sought on the increasingly important trade and economic issues in order to progress the MSG Leaders' vision of establishing an economic union and a common market within the MSG. A Port Moresby Declaration on securing future MSG prosperity through trade and economic integration was signed during the 2nd MSG Trade Ministers Meeting whereby Trade Ministers renewed their commitment to deepen trade and economic integration within the MSG Region.

The following MSG trade- related meetings were held in the year:

- | | | |
|-------|--|------------------|
| (i) | MSG Skills Movement Scheme (SMS) Meeting | 24 March |
| (ii) | MSG Trade Agreement and other Trade & Economic Integration | 26 – 27 March |
| (iii) | MSG Customs & Quarantine Subcommittee (C& QSCM) meeting | 14 – 17 April |
| (iv) | MSG Trade and Economic Officials Meeting (TEOM) | 2 – 6 June |
| (v) | MSG TWG meeting | 20 – 21 November |

3.6 MSG INVESTMENT ROADSHOW AND TRADE FAIR

The 2nd MSG Investment Roadshow and Trade Fair was held in Port Moresby PNG from the 27 – 29 November 2014. A total of 17 companies with 21 representatives participated ranging from Textile, Clothing, Footwear sector, whole sale, retail and manufacturing sector, financial services sector, security services and construction sector.

The aim of the MSG Investment Roadshow and Trade Fair was to capitalize on the opportunities available and further enhance trade and investment in the region. The MSG Investment Roadshow and Trade Fair created linkages and facilitated trade and investment among the MSG Countries.

3.7 Trade and Investment Visit to India 2014 Forum: 25 January – 4 February 2014

Fiji's participation at Trade and Investment Mission to India was aimed at enhancing diplomatic relations with India. The forum provided an opportunity to strengthen the long standing relations and create new trade, investment and tourism opportunities for Fiji.

Fiji participated in the following events:

- (i) Confederation of Indian Industries Partnership Summit: 27-29 January
- (ii) Signing of the DTAA between Fiji and India: 31 January
- (iii) Bilateral meetings with Mauritius, United Arab Emirates, Bangladesh and Malaysia

3.8 US GENERALISED SYSTEM OF PREFERENCE (GSP) SCHEME

The American Federation of Labour and Congress of Industrial Organization filed a petition in 2011 against Fiji, claiming that Fiji was not complying with the statutory obligations of "taking steps to afford internationally recognized worker rights to workers".

A Digital Video Conference (DVC) was held in April 2013 for dialogue between Fiji and the US Trade Representative Officials on reforms undertaken in Fiji, in terms of a new Constitution, revision of labour laws.

3.9 TRADE PASIFIKA

The 2014 Trade Pasifika was held from the 1 April to 4 April 2014 at the Vodafone Arena in Suva.

Fiji's participation at the Trade Pasifika was aimed at growing business and trade within the region and to promote Pacific Union and to open up opportunities for the International Market and to negotiate international trade agreement as a single region so that strengths can be combined to overcome weakness. The event was held in conjunction with Investment Fiji with participation from various stakeholders.


The exhibition focused on creating trade and investment in Agriculture and Aquaculture together with Tourism.

3.10 SUGAR MARKETING AND SCOPING MISSION

Due to the changing dynamics in the European Union (EU) that is currently Fiji's largest raw sugar buyer, where Fiji together with other Africa Caribbean Pacific (ACP) preferential access to the EU market will be affected from 2017.

The Fijian Government has taken a proactive approach by improving effectiveness and efficiency of the mills, increasing land available for sugarcane farming and planting of new cane seedlings in order to increase sugar yield and quality. With anticipation of increasing sugar production and to secure preferential prices for Fijian sugar a sugar marketing and scoping mission was taken countries, such as United Arab Emirates, Iran, Maldives, Afghanistan (both meetings in India), Bangladesh and Malaysia in April, 2014.

The Fijian delegation was led by Hon. Attorney General and Minister for Industry and Trade, Permanent Secretary for Industry and Trade, Permanent Secretary for Sugar and Executive Chairman, Fiji Sugar Corporation.



Hon. Attorney General with a representative of CSR, Malaysia following a successful meeting

3.11 TRADE FACILITATION AGREEMENT NEEDS ASSESSMENT AND IMPLEMENTATION WORKSHOP

The Trade Facilitation Agreement Needs Assessment and Implementation Workshop and Seminar on the prospective Benefits of Membership in the Asia Pacific Trade Agreement for the Pacific Island Countries, which was held from the 12 - 16 May 2014 at the Tanoa International Hotel, Nadi, Fiji. The main objective of the seminar was to prepare the Pacific WTO members for the implementation of the Trade Facilitation Agreement that was agreed to in the 9th Ministerial Conference held in Bali in December 2013.

3.12 FIJI-CHINA JOINT TRADE AND ECONOMIC COMMISSION FORUM

Fiji hosted the second Fiji-China Joint Trade and Economic Commission Forum meeting at the Grand Pacific Hotel, Suva on 9 June 2014. The forum was aimed at strengthening Fiji-China bilateral trade, investment relations and enhancing economic and technical cooperation.



Official photograph of the Fiji-China Joint Trade and Economic Commission Forum

3.13 INBOUND TRADE AND INVESTMENT PROMOTION MISSIONS

Australian Trade Exploration Seminar

An inbound mission on trade exploration seminar was organized by the Australian government from the 18 – 22 August 2014. The main objective of the seminar was to boost Fiji Australia trade and investment with focus on agricultural exports and the advantages of agribusiness in Fiji.

2014 USA Inbound Mission to Fiji

An inbound mission from the USA was hosted by Fiji from the 8 – 9 October 2014, at the Holiday Inn in Suva.

The purpose of the inbound mission was to promote Fiji as an investment destination to USA investors, to promote Fiji as a potential Tourism destination and to promote Fijian made products. The Fijian Government showed its full commitment to its policy of developing new markets and forging new trade relationships and re-engagement with its traditional development partners like the United States, in order to create new trade and investment opportunities.

Fiji-New Zealand Business Council Conference

Fiji New Zealand Business Councils held its annual conference on June 28 2014. The objective of the conference was to promote and renew friendship and trade between Fiji and New Zealand business communities.

4.0 DEPARTMENT OF TRADE MEASUREMENT & STANDARDS

4.1 INTRODUCTION

The Department is responsible for implementation and enforcement of laws and regulations for the protection of consumers and ensuring a level playing field in the marketplace. The department develops and adopts national and international standards in order to enhance quality, safety, reliability, efficiency and interchangeability in the products and services used. The Department also maintains the national system of units and standards of measurement on physical quantities to ensure fair and just use of units of measurement, measuring instruments and pre-packed articles. The Department further regulates the scrap metal trade industry to prevent illegal trade.

4.2 TRADE MEASUREMENT UNIT AND LABORATORY

4.2.1 Weighing & Measuring Equipment Certified by the Department

The work in the three divisions mainly includes the testing and certification of all weighing and measuring instruments that are used in trade, pursuant to the National and Trade Measurement Decree 1989 and associated Regulations.



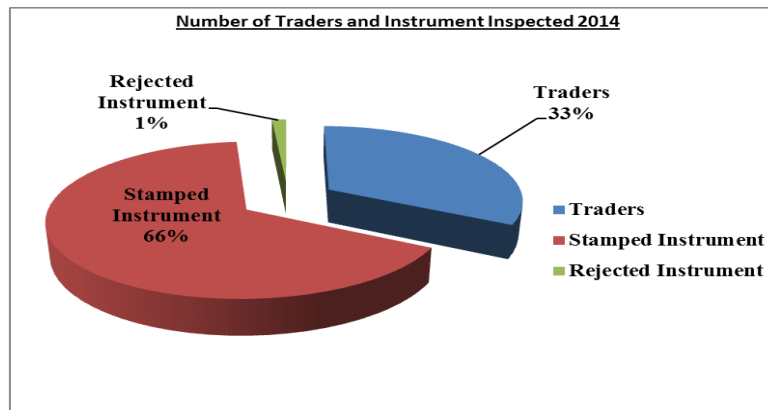
Assistant Inspector verifying counter scale in a shop in Suva.



Assistant Inspector, stamping a salter 10kg scale

A total of 2,825 traders were visited in the three divisions. A total of 5,705 weighing and measuring instruments were certified, whilst 117 rejected in 2014. The table below provides the number of instruments verified over a three year period.

EQUIPMENT	2012	2013	2014
CERTIFIED	4332	6,038	5,705
REJECTED	38	155	117



4.2.2 Revenue

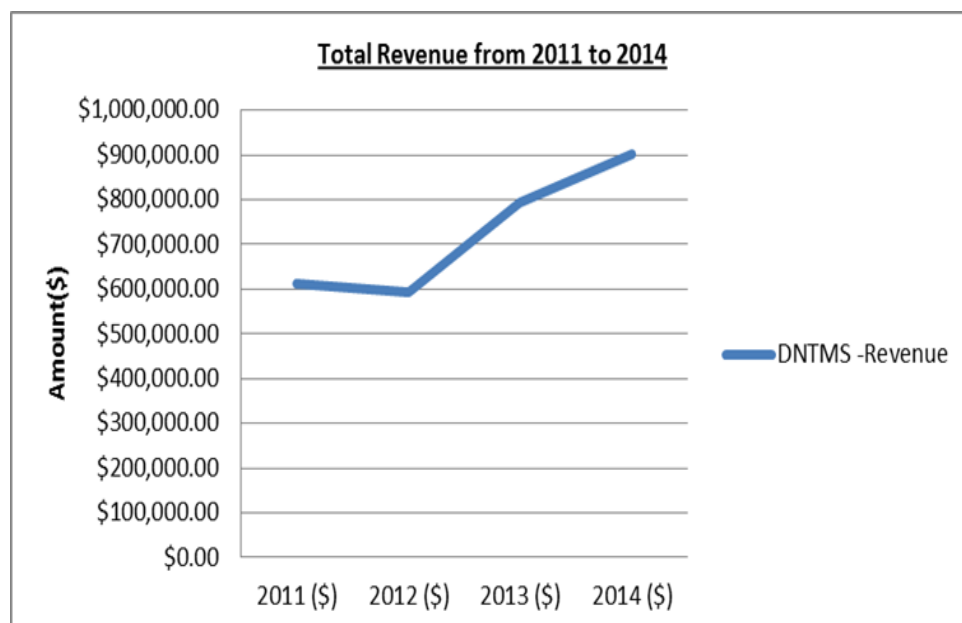
The total revenue collected in 2014 had increased by 14 percent compared to 2013. The increase was largely attributed to upgrading of service stations, installation of new pumps and storage tanks. Companies had to pay high fees for these activities.

The following table illustrates the total revenue collected over a 4 year period by the Department:

Revenue	2011 (\$)	2012 (\$)	2013 (\$)	2014 (\$)
Total	\$613,575.14	\$592,076.75	\$792,328.10	\$903,167.93

The Department has also noted modernisation of weighing instruments as traders have switched from mechanical weighing to electronic weighing instruments.

Graph 1: Total Revenue from 2011 - 2014



4.2.3 National Measurement Laboratory

The National Trade Measurement Laboratory maintains the Fiji Primary Standards of Measurement, which are traceable to the Australian Standards of Measurement. In 2014, the Laboratory certified the following masses:

- i) Flour Mills of Fiji – 10 reference Masses
- ii) Biscuit company of Fiji – 1*12kg
- iii) Punjas & Sons – 15 Masses Calibrated
- iv) PAFCO – 3 Masses
- v) Freshpac Ginger (Fiji) Ltd – 4 Reference Masses
- vi) Blue Gas – 6 Reference
- vii) Sofitel Resort – 1 Reference Masses
- viii) Tri-Pacific Marine – 2 Reference Masses
- ix) Vantex Solution – 2 Masses

The Laboratory is also responsible for the renewal and issuance of Licensing of Principals, Repairers and Public Weighman. Total of 36 Principal licenses renewed and issued 56 repairers licenses whilst 24 Public Weighman licenses were issued to Land Transport Authority, Marlin and William and Goslings.



Testing Laser gun speed detector with Police traffic officers in Navua

The Department also issued 11 new Fiji Pattern Approval Certificate for new instruments used for trade in Fiji and 168 import licenses were issued for Roofing Coils and Screws throughout the year.

Other equipment certified by the Laboratory included:

Equipment	No
Breathalyzers (Fiji Police Force)	19
Speed camera (LTA)	3
Stopwatches (All divisions)	2
Parking Meters for Suva City Council	96
Length measures for Garment Factories	2
Underweight packages for Fiji Commerce Commission	10
Dip Charts for Petroleum Companies	5

In order to meet the demand for verification of water meters, as per the approvals given in 2010. The Ministry tendered for the purchase of a Water Meter Test Bench. The Test Bench will be commissioned in April 2015. This will ensure that the water meters are tested and certified by an independent authority.



Verifying a Venier clipper on a certified gauge



Assistant Inspection of the thickness of the roofing coils block using a Micrometer

Laboratory Equipment



Mass Comparator



Primary Standards

4.2.4 Inspections carried out in 2014

Inspections of pre-packed goods were also conducted together with the verification and certification of weighing and measuring equipment at the trading premises. This is specifically done to ensure that the traders are not short weighing pre-packed or items that are re-packed.

138 pre-packed goods were inspected for short measure and labelling requirements at retail outlets and supermarkets in all the three (3) Divisions.

A total of 83 bakeries and shops were inspected in 2014 for compliance with the Bread Regulations. Inspections on bread weight are carried out to protect consumers from buying underweight bread and been cheated by bakeries.



Assistant Inspector inspecting bread weight



Assistant Inspector verifying Electronic Scale at a Bakery

4.3 TRADE STANDARDS UNIT

Further to the 2013 Needs Assessment Evaluation exercise, a follow-up was done by the International Organisation for Standardisation (ISO) in 2014. The objective of the mission was to provide training, coaching and technical assistance in a number of areas as outlined in the original INS evaluation report. Training courses were provided on:

- A basic understanding of the WTO
- Good regulatory practice
- Writing of standards
- Adopting and referencing standards



Day 2 – Session on redrafting of the Fijian Standards Act with DNTM



Day 7 – Training on meaning of consensus and tips for chairs and stakeholders



The Department also received a delegation from the Tongan Ministry of Commerce, Tourism and Labour Pricing and Consumer Affairs. The visit was a capacity building exercise for them in the areas of pricing, research, consumer complaints handling, monitoring and substantial market power.

Pictured left: The Permanent Secretary Mr Shaheen Ali with the Tongan delegation

4.3.1 Enforcement of Laws

4.3.2 Market Survey of Goods declared Dangerous

Market surveys were conducted throughout the year in the three Divisions under the TSQC Decree 1992 on goods declared dangerous. These included corona electric shower, PVC plastic toys, yo-yo water balls, lead soldered cans, mini-cup jelly confectionery, toy guns, emergency rechargeable portable lamps-*Premier Philips tube*, roof sarking foils, and electric kettles -*Yaxing Long*, incapacitating spray and Taiyo brand cigarette lighters. Inspections were also carried out during the Showcase, the Hibiscus Festival and other trade fairs as well.



Officer conducting market survey in Western Division



Officers conducting survey of booths at the Hibiscus and during Showcase



Officer conducting market survey in Suva



Officer inspecting roof sarking foil in Nausori

4.3.3 Fireworks Inspection

The Inspectors from Standards teamed up with the officers from Mineral Resources Department (MRD) and conducted fireworks inspection in Central, Western and Northern Divisions. The following laws were enforced:

- (i) Trade Standards (ShopGoods Fireworks Labelling Standards) Order 2005; and
- (ii) Declaration of Fireworks as Dangerous Goods 2004 (Legal notice number 45 of 2004).

A total of 568 traders were visited in the three Divisions during inspections. 5 traders were found to be in breach of Trade Standards (ShopGoods Fireworks Labelling Standards) Order 2005.



Officer inspecting the labeling of fireworks

4.3.4 Audit of Mineral Water Companies

7 mineral water companies were audited for compliance with the Trade Standard (Bottle Water Standards) Order 2004. Certificate of Production were issued to these companies. A number of these companies have also undertaken significant investment in improving their production facilities.

4.3.5 Battery Standards Inspection


The team conducted inspection of companies that manufactured, distributed and imported batteries in the Central and Western Divisions. A total of 47 traders were inspected and all were in compliant with the Trade Standards (Battery Standard) Order 2013.




Officer conducting market survey on battery labelling compliant to the Battery Standard

4.3.6 Scrap Metal Trade Decree 2011

The enforcement of the Scrap Metal Trade Decree 2011 was conducted in co-operation with Police Officers on a daily basis throughout the year. Effective monitoring of the suspension of trade of non-ferrous metal was done to ensure compliance by traders to the law. 8 scrap metal trade dealers issued with the license. In addition, 38 special approvals were issued to companies to sell non-ferrous scrap metal.



Officer inspecting non-ferrous metal, prior to special approvals



Officer conducting sealing process in the presence of a Police Officer.

5.0 DEPARTMENT OF TOURISM

5.1 INTRODUCTION

The Department undertakes research and data collection to formulate and implement policy initiatives, plans and strategies to encourage investment and support the sustainable development of the Fijian tourism industry. The Department monitors the performance of Tourism Fiji to promote Fiji as a tourist destination

5.2 FIJIAN HOSTS

Fijian Hosts is a customer service program driven by the Ministry and involving the eight front-liner agencies at the Nadi International Airport:

- Biosecurity Authority of Fiji
- Airports Fiji Limited
- Air Terminal Services
- Department of Immigration
- Fiji Revenue and Customs Authority
- Border Police
- Airport Security
- Ministry of Health

Nine training sessions were held in 2014, training 202 participants and bringing the total of Fijian Hosts to 454 since the September 1 2012 inception.




A Fijian Hosts Awards Ceremony was held in June 2014 to recognize January-May winners and award Train the Trainers Certificates to representatives of the Fijian Hosts organizations

5.3 FIJIAN TOURISM EXPO 2014

Tourism Fiji hosted the inaugural Fijian Tourism Expo 2014 [FTE 2014] from 5 - 8 May, 2014 at Sheraton Fiji Resort, Nadi. The Expo provided a platform for Fijian suppliers to meet directly with international buyers and trade partners as well as media partners from various markets around the world. The Expo also exhibited the Fijian Crafted Village which showcased authentic Fijian crafted products to the international community and local tourism industry stakeholders present.

A significant number of business dealings eventuated from the event, including direct negotiations between wholesale buyers and sellers, as well as purchases of Fijian Crafted products by large hoteliers looking for authentic decorative pieces/designs for their properties.



5.4 FIJIAN TOURISM DEVELOPMENT PLAN 2015 - 2020

The Ministry began work on the Fijian Tourism Development Plan 2015-2020, a 5-year development plan. The Plan will provide a 5-year guide to marketing, investment and capacity building in the tourism sector.

5.5 HOTEL DATA COLLECTION SYSTEM

The Hotel Data Collection System is expected to serve as a centralized reporting mechanism at individual properties, as well as, for collective group properties to improve the collections of crucial tourism data, such as visitor arrivals, visitor demography, visitor preferences, trends and hotel yields.

The Ministry is in the initial inception stage of the System and is expecting to roll out the system by 2016.

5.6 FIJI INTERNATIONAL 2014

A Memorandum of Understanding was signed between the Fijian Government and Professional Golfers Association [PGA] of Australia in 2013 for the hosting of an international golf tournament in Fiji for a term of five years (2014-2018).

The first tournament was held from 14-17 August 2014 at the Natadola Bay Championship Golf Course. The inaugural tournament saw 120 professional golfers from 16 countries participate in the event, including Fijian-born Vijay Singh.



An objective of the tournament was to increase exposure of the tournament to Fiji's tourism markets, including emerging markets such as China, India, and Korea via tournament broadcasts and feature stories throughout the year in prominent publications, such as the New Zealand Golf Magazine, Golf Australia Magazine and Golf Digest.



Australian golfer Steven Jeffress made history by becoming the inaugural winner of the 2014 Fiji International

5.7 MEMORANDUM OF UNDERSTANDING WITH FIJI NATIONAL UNIVERSITY

A Memorandum of Understanding [MOU] was formulated between the Ministry and the Fiji National University on the basis of strengthening good relations between the Fijian Government and the institution.



Some benefits from this MOU, include improvement in data collection and research capacity for the Ministry, contribution towards the institution's advisory committee for course development and offering students opportunity for industry experience. The MOU will enable a better working relationship between the Ministry and the University in various areas of engagement and allow better access to information for both parties. The Ministry and the College of Business, Hospitality and Tourism Studies at the Fiji National University will be responsible for implementing the MOU.

5.8 CHINA INTERNATIONAL TRAVEL MART

Fiji was invited as a VIP guest to attend the China International Tourism Forum at the 16th China International Travel Mart [CITM] held in Shanghai, China from 14 - 16 November 2014. The CITM is an annual event and is the largest professional Travel Mart in Asia with 2000 exhibitors from over 100 countries. The event serves as a platform for enhancing tourism exchanges and offering a variety of business network opportunities to a diverse range of destinations and business industries. Participants were from various sectors of the tourism industry, travel agencies, hotels, airlines and related travel companies.

5.9 INDUSTRY DAY 2014

Tourism Fiji hosted the annual Industry Day 2014 at InterContinental Fiji Golf Resort and Spa on 28 October 2014. The event was held to introduce the Tourism Fiji 2015 Marketing Plan to the tourism industry. Stakeholders were invited to align their respective marketing plans with Tourism Fiji and participate in various initiatives planned by Tourism Fiji in the different markets.

Invited guests and participants, included all key tourism industry partners, such as inbound operators, hotel and resort owners, tourist transport companies, educational institutions and the media.

5.10 INDIA ROADSHOW 2014

Tourism Fiji hosted the 4th edition of the annual India Roadshow from 3 - 10 February, 2014 in 3 prominent Indian cities, namely Delhi, Mumbai and Bangalore. The Roadshow is an important event that allows Indian agents to meet and interact with partners from the Fijian tourism industry to increase and enhance their product knowledge. Likewise, the Fijian delegation was accorded an opportunity to meet with over 300 Indian travel agents and tour operators. This year saw the largest Fiji delegation travel to India and the participation of 5 new tourism industry partners.



6.0 DEPARTMENT OF CO-OPERATIVE BUSINESSES

6.1 INTRODUCTION

The department is responsible for formulating and implementing policies and strategies to facilitate the establishment, registration and monitoring of co-operatives businesses.

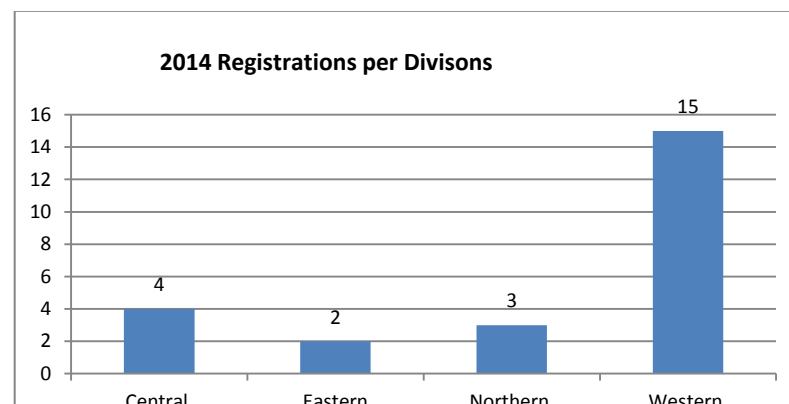
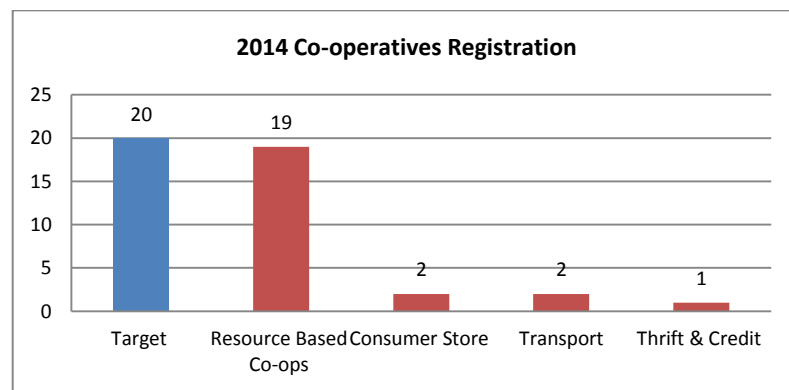
6.2 OUTPUTS

6.2.1 REGISTRATION OF CO-OPERATIVES

In 2014 a total of 24 new co-operatives were registered exceeding our target for the year by 4. These new registrations consisted mostly of resources based Co-operatives totalling 19. 2 consumers Co-operatives, 2 transport Co-operatives and 1 thrift & Credit Co-operative were also registered.

Registrations per Divisions were as follows: - 15 Registrations from the Western Division, 4 from Central Division, 3 from the North Division and 2 from Eastern Division.

The Government initiatives on promoting and utilizing of natural resources as a means of generating income amongst our rural dwellers was well captured in the registration of new co-operatives.



All resource based co-operatives registered with the Department last year were encouraged to increase production to cater for both local & overseas market. A newly registered co-operative has ventured into exporting root-crops to Australia and New Zealand with the help from other stakeholders. It is likely that this co-operative would increase their product range and tap into other overseas markets in future.

6.2.2 CO-OPERATIVE PROMOTION AND AWARENESS ACTIVITIES

Prior to registration, it is often encouraged that proper awareness is carried out so that the members or communities are fully informed about Co-operatives, its functions, processes, advantages including roles & responsibilities of those operating the business.

Two types of awareness activities are undertaken:-

- i) Through request from groups or communities that have decided to form a Co-operative and have identified the nature of their business.
- ii) Through organized Government roadshows or other request to accompany Government official while touring the Province or communities.

A total of 90 awareness and promotion activities were undertaken in 2014, through various forums like Provincial Council meetings, District Council meetings & divisional development forums, communities & groups request.



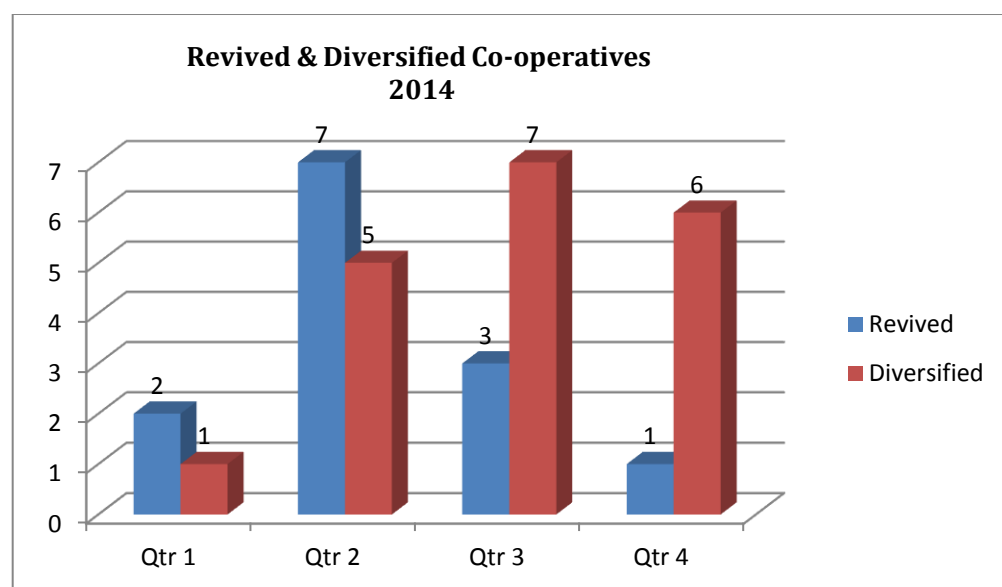
Awareness sessions undertaken by the Department

6.2.3 DIVERSIFICATION AND REVIVAL OF CO-OPERATIVES

Along with the effort to diversify existing co-operatives into resource based activities, there was also a need to revive those co-operatives that were not in operation. The Department was able to revive 13 Co-operatives and assisted 19 co-operatives to diversify.

Most co-operatives diversified from consumer shops to farming activities. Last year, 5 co-operatives from the Central Division were assisted by Vodafone ATH Foundation to undertake farming projects. These co-operatives initially operated consumer shops.

Meetings were conducted and members were provided with the necessary training to revamp the co-operatives.



6.2.5 CO-OPERATIVE TRAINING

The Co-operative College of Fiji (CCF) continues to offer trainings for the co-operatives. The college is working towards achieving full registration with Fiji Higher Education Commission (FHEC). Mobile trainings were conducted by the Training Division.

Trainings conducted in 2014 were Co-operative Management Training, Co-op Skills Training, Start your own business and Financial Literacy.

List of Trainings Undertaken in 2014

No	Type of Training	Number of Trainings	Division			
			N	E	W	C
1	Co-operative Management Training	18	5	2	9	2
2	Co-op Business & Skills Training	14	3	1	3	7
3	Start your Business	14	-	6	1	7
4	Cooperative Financial Literacy Training - Women	9	-	5	-	4



Women attended training in Gau Island



Training on Co-op Management

6.2.6 BUSINESS MENTORING

As part of Government's programme in assisting Small and Micro Enterprises, the Ministry organized a mentoring programme where 60 SMEs both from NCSMED and the Department were mentored in 2014. 30 Co-operatives participated in the programme from all the Divisions. The mentoring was in two phases: The first phase consisted of one-on-one session with the mentors and site visitation. The second phase was 3 days training organized in the three divisions.

Action Plan on the way forward for the participating co-operatives was prepared for the management to follow.



Mentors from NZ discussing the operation of the store.



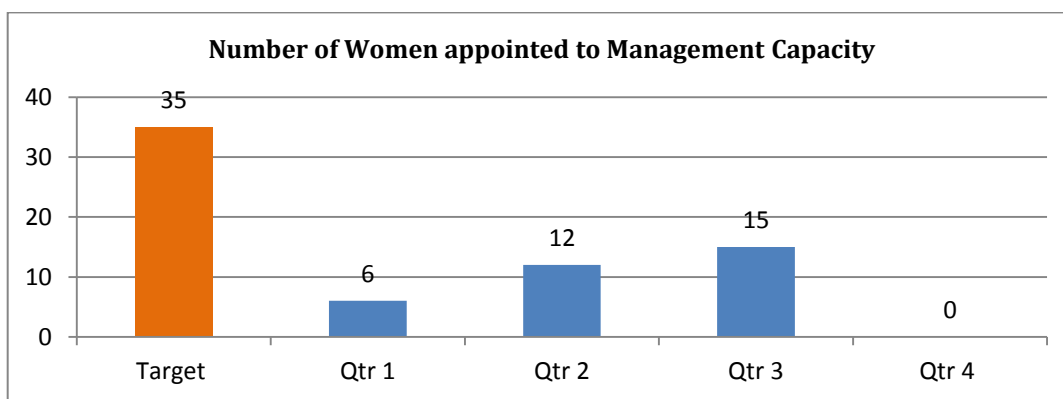
Accounting Training for Women of Naqara, Naitasiri

6.2.7 WOMEN EMPOWERMENT

The Department's strategy on poverty reduction is through encouraging increased participation of women in Co-operative Business. The key activities that were to be undertaken;

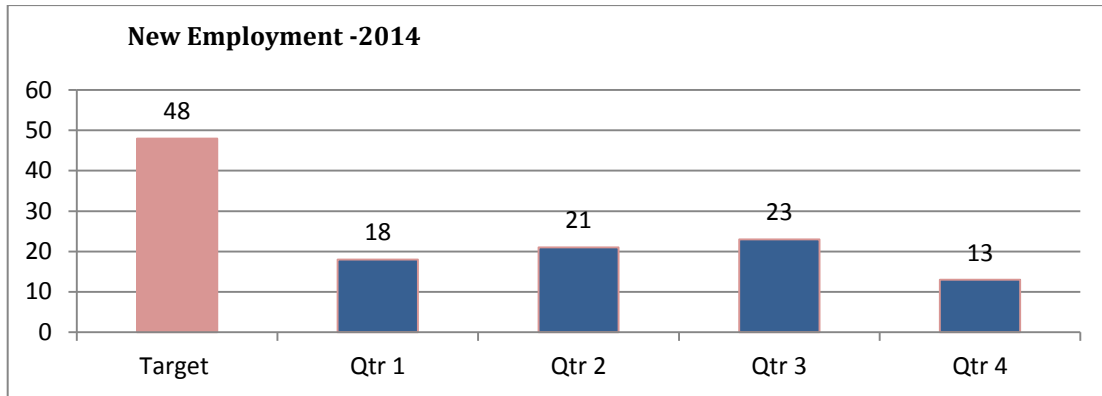
- a) Training for women members
- b) Growth in the appointment of women members as Board of Directors.

The Department successfully conducted 9 training specifically focused on the women members while 33 were appointed to Co-operative board in 2014.



6.2.8 POVERTY REDUCTION

An important purpose of forming co-operatives is to create employment for the members. In 2014, a total of 75 employments were created through co-operatives.



7.0 CORPORATE SERVICES DIVISION

The Division is responsible for providing administrative and financial support services to management, departments/divisions, statutory organisations and Trade Commissions. It is also responsible for the effective and efficient management and utilisation of human resources, finances and the Ministry's assets in a transparent and accountable manner.

7.1 ADMINISTRATION SECTION

7.1.1 MITT WORKFORCE 2014

The Ministry's establishment comprised of **131 Established** and **19 Government Wage Earners' (GWEs)** positions in its 2014 staff establishment.

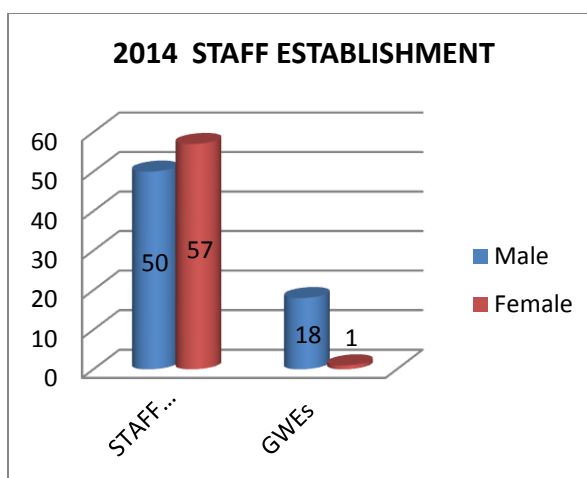
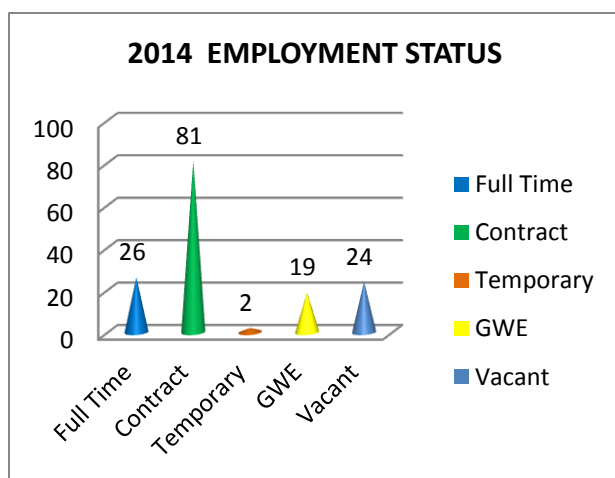
The Ministry of Industry, Trade and Tourism staff establishment for the year 2013 and 2014 are as tabulated below and the increase was due to the inclusion of the Department of Tourism.

Min/Dept.	2013		2014	
	Established	Unestablished	Established	Unestablished
Industry, Trade	67	12	70	13
Co-operatives	30	4	30	4
Tourism	23	3	31	2
TOTAL	120	19	131	19

The Ministry's staff Establishment increased from 2013 to 2014 with a total of 131 positions. At the end of the 4th quarter, twenty – four (24) posts remained substantively vacant.

DETAILED 2014 STAFF WORKFORCE

Department	STAFF EMPLOYMENT STATUS				GENDER	
	Contract	Full-Time	Vacant	Total	Male	Female
Industry, Trade	43	14	13	70	27	30
Tourism	21		10	31	6	15
Co-operatives	17	12	1	30	17	12
TOTAL	81	26	24	131	50	57



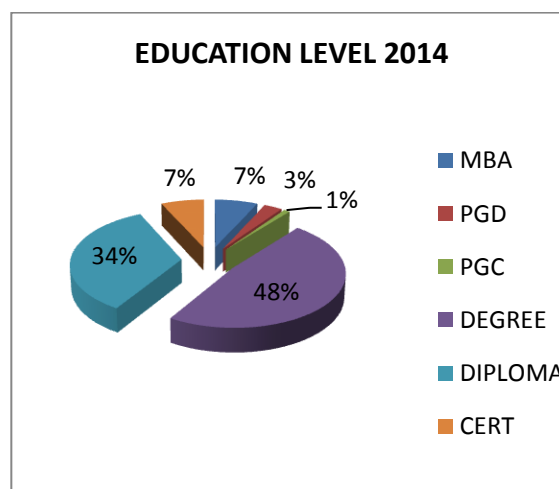
The table below provides a comparative overview of staff establishment; 2013: 2014

No		2014	2013
1	Appointments	2	6
2	Promotions	6	6
3	Postings	5	0
4	Resignations	3	0
5	Deemed resignations	0	0
6	Retirements	0	0
7	Re-grading	2	0
8	Death	2	0
9	Vacancies	27	12
10	Termination	1	0

7.2 STAFF DEVELOPMENT

Staff Development and training continues to foster and support learning and performance by providing innovative, high-quality programs, resources and services. Development of staff is also encouraged through acting appointments.

The Ministry encourages officers to undertake long term and short term training, international and local, as well as, online to develop capacity at all levels.





An OHS Workshop for staff from all Divisions was conducted in 2014

7.3 CIVIL SERVICE REFORMS

The Ministry participated in the 2014 Service Excellence Awards (SEA) programme and was recognised with the “Prize Award”. The Ministry continued to explore creative and simpler ways of dealing with day to day work activities in our efforts to improve service delivery and went that extra mile to provide services to our stakeholders to the best of our abilities.



MIT Team with the Prime Minister holding the Ministry's award

7.4 MONITORING OF OUTCOMES & PERFORMANCE

The Ministry has seven (7) Outcomes, namely Manufacturing and Commerce, International Relations and External Trade, Micro, Small and Medium Enterprises, Public Sector Reform, Poverty Reduction; Gender Equality and Women Development, and Financial Services.

Corporate Services Division continued to facilitate the submission of quarterly performance reports to the Strategic Framework for Change and Coordinating Office (SFCCO), which was followed by a verification process. Heads of Departments provided documentary evidence to support the performance monitoring reports.

Each Outcome, Output, KPI and timelines were reported and verified during the process. The Ministry was rated as follows for its 2014 deliverables:

1st Quarter – 66.33% (Average)
2nd Quarter – 92.73% (Excellent)
3rd Quarter – 94.49% (Excellent)
4th Quarter – 97.04% (Excellent)

7.5 VEHICLE FLEET

The Ministry has 24 vehicles in its fleet

	Vehicle Reg. No	Type	Allocated to	Date Received	Remarks
1.	GP571	Trail Blazer	Minister	September 2014	Good condition
2.	GP586	Trail Blazer	Assistant Minister	September 2014	Good condition
3.	GP597	Trail Blazer	PS	September 2014	Good condition
4.	GP484	Sonic Chevrolet	Pool	August 2014	Good condition
5.	GP777	BT50	Pool	December 2014	Good condition
6.	GP089 (Lease)	4 WD Prado	PS	October 2011	Good condition
7.	GP135 (Lease)	4x4 Pick up	Pool	December 2011	Good condition
8.	GN 932 (Lease)	Hyundai Elantra	Pool	April 2010	Good condition
9.	GN 511	Mitsubishi Pajero	Assigned for Ministers backup	July 2006	Good condition

10.	GN 045	Mitsubishi Pajero	Pool	2002	Needs Boarding/Replacement
11.	GP067	Mazda Twin Cab	DNTMS Suva	August 2011	Good condition
12.	GP066	Mazda Twin Cab	DNTMS Lautoka	August 2011	Good condition
13.	GP065	Mazda Twin Cab	DNTMS Labasa	August 2011	Good condition
14.	GM726	Mazda	DNTMS Suva	1999	Boarded/awaiting replacement
15.	GN005	MITSUBISHI PAJERO	DNTMS Lautoka	2002	Good condition
16.	GN568	Toyota	DRC	2007	Good condition
17.	GP204 (Lease)	TOYOTA HILUX – 4X4 TWIN CAB - UTILITY	Co-op C/E	2012	Good condition
18.	GP203 (Lease)	TOYOTA HILUX – 4X4 TWIN CAB - UTILITY	Training Division	2012	Good condition
19.	GP175 (Lease)	TOYOTA HILUX – 4X4 TWIN CAB - UTILITY	Manager North	2012	Good condition
20.	GP159 (Lease)	TOYOTA HILUX – 4X4 TWIN CAB - UTILITY	Manager West	2012	Good condition
21.	GN001	Rocky	Co-op C/E	N/A	Poor Condition
22.	GM582	Rocky	Co-op Lautoka	1997	Poor Condition
23.	GM581	Rocky	Asst. Manager Sigatoka	1988	Fair condition
24.	GM826	Rocky	Co-op Labasa	2000	Poor Condition

8.0 AGENCY FINANCIAL STATEMENTS

OFFICE OF THE AUDITOR GENERAL

Excellence in Public Sector Auditing



6-8TH Floor, Ratu Sukuna House
2-10 McArthur St
P.O.Box 2214, Government Buildings
Suva, Fiji



Telephone: (679) 330 9032
Fax: (679) 330 3812
Email: info@auditorgeneral.gov.fj
Website: <http://www.oag.gov.fj>



PAO

File: 344

25 May 2015

The Minister for Industry, Trade and Tourism
Ministry of Industry, Trade and Tourism
P. O. Box 2118
Government Buildings
SUVA

MINISTRY OF INDUSTRY AND TRADE
AGENCY FINANCIAL STATEMENTS
FOR THE YEAR ENDED 31 DECEMBER 2014

The audited financial statements of the Ministry of Industry and Trade for the year ended 31 December 2014 together with my audit report on them are enclosed.


Particulars of the errors and omissions arising from the audit have been forwarded to the management of the Ministry for necessary actions.

Yours sincerely

Atunaisa Nadakuitavuki
for AUDITOR GENERAL

cc Permanent Secretary for Industry, Trade and Tourism

Encl.



MINISTRY OF INDUSTRY AND TRADE
FINANCIAL STATEMENTS
FOR THE YEAR ENDED 31 DECEMBER 2014

**MINISTRY OF INDUSTRY AND TRADE
FINANCIAL STATEMENTS
FOR THE YEAR ENDED 31 DECEMBER 2014**

Table of Content

INDEPENDENT AUDITOR'S REPORT	3
MANAGEMENT CERTIFICATE.....	5
STATEMENT OF RECEIPTS AND EXPENDITURE.....	6
APPROPRIATION STATEMENT	7
STATEMENT OF LOSSES	8
CO-OPERATIVES TRUST ACCOUNT STATEMENT OF RECEIPTS AND PAYMENTS.....	9
NOTES TO AND FORMING PART OF THE FINANCIAL STATEMENTS.....	10

OFFICE OF THE AUDITOR GENERAL

Excellence in Public Sector Auditing



6-8TH Floor, Ratu Sukuna House
2-10 McArthur St
P.O.Box 2214, Government Buildings
Suva, Fiji



Telephone: (679) 330 9032
Fax: (679) 330 3812
Email: info@auditorgeneral.gov.fj
Website: <http://www.oag.gov.fj>



INDEPENDENT AUDITOR'S REPORT

MINISTRY OF INDUSTRY AND TRADE

FINANCIAL STATEMENTS FOR THE YEAR ENDED 31 DECEMBER 2014

Scope

I have audited the special purpose financial statements which have been prepared under the cash basis of accounting and Notes 1 to 5 thereon of the Ministry of Industry and Trade for the year ended 31 December 2014. The financial statements comprise the following:

- (i) Statement of Receipts and Expenditures;
- (ii) Appropriation Statement;
- (iii) Statement of Losses; and
- (iv) Trust Account Statement of Receipts and Payments.

The management of Ministry of Industry and Trade are responsible for the preparation and presentation of the special purpose financial statements and the information contained therein.

My responsibility is to express an opinion on these special purpose financial statements based on my audit.

My audit was conducted in accordance with the International Standards on Auditing to provide reasonable assurance as to whether the special purpose financial statements are free of material misstatements. My audit procedures included examination, on a test basis, of evidence supporting the amounts and other disclosures in the special purpose financial statements and evaluation of accounting policies. These procedures have been undertaken to form an opinion as to whether, in all material respects, the special purpose financial statements are fairly stated and in accordance with government policies in Note 2, the Audit Act and the Financial Management Act 2004, so as to present a view which is consistent with my understanding of the financial performance of the Ministry of Industry and Trade for the year ended 31 December 2014.

The audit opinion expressed in this report has been formed on the above basis.

Audit Opinion

In my opinion,

- a) the financial statements present fairly, in accordance with the accounting policies stated in Note 2, the financial performance of the Ministry of Industry and Trade for the year ended 31 December 2014; and
- b) the financial statement gives the information required by the Financial Management Act 2004 in the manner so required.



Atunaisa Nadakuitavuki
for AUDITOR GENERAL



Suva, Fiji
25 May 2015

**MINISTRY OF INDUSTRY AND TRADE
MANAGEMENT CERTIFICATE
FOR THE YEAR ENDED 31 DECEMBER 2014**

We certify that the financial statements:

- (a) fairly reflect the financial operations and performance of the Ministry of Industry and Trade and its financial position for the year ended 31 December 2014; and
- (b) have been prepared in accordance with the requirements of the Financial Management Act 2004 and the Finance Instructions 2010.



Shaheen Ali
Permanent Secretary



Joy Khan
Principal Accounts Officer

Date: 25 / 5 / 15

Date: 25 / 5 / 15

**MINISTRY OF INDUSTRY AND TRADE
STATEMENT OF RECEIPTS AND EXPENDITURE
FOR THE YEAR ENDED 31 DECEMBER 2014**

	Notes	2014 \$	2013 \$
REVENUE			
Fees - Miscellaneous		790,556	709,362
Commission		465	190
Interest on consumer Loans		-	527
Interest Consumer Cooperatives		1,050	-
Registration Fees		3,760	1,402
Other Grant in Aid		13,643	500
Total Revenue	3(a)	809,474	711,981
EXPENDITURE			
Established staff	3(b)	2,261,167	1,858,934
Government wage earners		244,828	210,206
Travel and communications		221,831	212,270
Maintenance & operations		610,248	456,644
Purchase of goods and services		158,480	122,937
Operating grants and transfers	3(c)	6,253,600	5,378,612
Special expenditures	3(d)	5,043,409	2,952,574
Total Operating Expenditure		14,793,563	11,192,177
Capital purchases	3(e)	504,997	-
Total Capital Expenditure		504,997	-
Value Added Tax		820,700	387,381
Total Expenditure		16,119,260	11,579,558

**MINISTRY OF INDUSTRY AND TRADE
APPROPRIATION STATEMENT
FOR THE YEAR ENDED 31 DECEMBER 2014**

SEG	Item	Budget Estimate \$	Changes (Note 4) \$	Revised Estimate \$	Actual Expenditure \$	Lapsed Appropriation \$
1	Established Staff	2,836,446	(8,200)	2,828,246	2,261,167	567,079
2	Government Wage Earner	243,889	8,200	252,089	244,828	7,261
3	Travel and Communications	256,946	40,000	296,946	221,831	75,115
4	Maintenance & Operations	589,528	157,388	746,916	610,248	136,668
5	Purchase of Goods & Services	222,880	(14,090)	208,790	158,480	50,310
6	Operating Grants & Transfers	6,253,600	-	6,253,600	6,253,600	-
7	Special Expenditures	6,293,670	(223,475)	6,070,195	5,043,409	1,026,786
	Total Operating Expenditure	16,696,959	(40,177)	16,656,782	14,793,563	1,863,219
9	Capital Purchases	500,000	40,177	540,177	504,997	35,180
	Total Capital Expenditure	500,000	40,177	540,177	504,997	35,180
13	Value Added Tax	1,179,600	-	1,179,600	820,700	358,900
	TOTAL EXPENDITURE	18,376,559	-	18,376,559	16,119,260	2,257,299

**MINISTRY OF INDUSTRY AND TRADE
STATEMENT OF LOSSES
FOR THE YEAR ENDED 31 DECEMBER 2014**

Loss of Money

There was no loss of money recorded for the financial year 2014.

Loss of Revenue

There was no loss of revenue recorded for the financial year 2014.

Loss of Assets (other than Money)

The Board of Survey carried out in 2014 resulted in the write-off of furniture and office equipment valued at \$12,354. The details are as follows:

Office	Cost (\$)
Ministry - Headquarters	4,988
Labasa - DNTMS	760
Labasa - Co-operatives	907
Lautoka - DNTMS	40
Lautoka - Co-operatives	53
Savusavu - Co-operatives	2,452
Suva - DNTMS	605
Lami - Co-operatives	2,367
Sigatoka - Co-operatives	182
Total	\$12,354

MINISTRY OF INDUSTRY AND TRADE
CO-OPERATIVES TRUST ACCOUNT STATEMENT OF RECEIPTS AND PAYMENTS
FOR THE YEAR ENDED 31 DECEMBER 2014

	Notes	2014 \$	2013 \$
RECEIPTS			
Cooperative Training Institute			
Training Fees		3,360	7,640
WBC Interest		-	528
		<u>3,360</u>	<u>8,168</u>
National Cooperative Federation			
Stationery		1,581	1,568
Registration Fees		3,175	3,105
Crop Lien		23	387
VAT Recovery		45	-
ATH		-	687
		<u>4,824</u>	<u>5,747</u>
Total Receipts		<u>8,184</u>	<u>13,915</u>
PAYMENTS			
Cooperative Training Institute			
Training		6,237	600
Catering		3,240	1,336
WBC Interest		-	528
		<u>9,477</u>	<u>2,464</u>
National Cooperative Federation			
Registration Fees		3,030	1,038
Director Registrar of Cooperatives		-	9
FRCA		189	1,974
Stamp Duty		1,496	-
Crop Lien Refund		5	98
		<u>4,720</u>	<u>3,119</u>
Total Payments		<u>14,197</u>	<u>5,583</u>
Net Surplus/(Loss)		(6,013)	8,332
Balance as at 1 January		73,008	64,676
Closing Balance as at 31 December 2014		<u>66,995</u>	<u>73,008</u>

MINISTRY OF INDUSTRY AND TRADE
NOTES TO AND FORMING PART OF THE FINANCIAL STATEMENTS
FOR THE YEAR ENDED 31 DECEMBER 2014

NOTE 1 REPORTING ENTITY

The Ministry of Industry and Trade formulates and implements policies and strategies to facilitate growth in industry, investment, trade, co-operative business, micro and small enterprise; and enhance metrology, standards and consumer protection.

These roles and responsibilities are undertaken by the Economic Unit, Trade unit, Department of National Trade Measurement and Standards, Department of Cooperatives Business and Corporate Service Division, within the Ministry, including Trade Commission in Taiwan, Los Angeles, Shanghai and Papua New Guinea. The Ministry is supported by Consumer Council of Fiji, Fiji Commerce Commission, Investment Fiji, Real Estate Agents Licensing Board and national Centre for Small and Micro Enterprise Development.

NOTE 2 STATEMENT OF ACCOUNTING POLICIES

a) Basis of Accounting

In accordance with Government accounting policies, the financial statements of the Ministry of Industry and Trade is prepared on cash basis of accounting. All payments related to purchases of fixed assets have been expensed.

The financial statements are presented in accordance with the Financial Management Act and the requirements of Section 71(1) of the Finance Instruction 2010. The preparation and presentation of a Statement of Assets and Liabilities is not required under the current Government policies, except for that of the Trade and Manufacturing Accounts.

b) Accounting for Value Added Tax (VAT)

All income and expenses are VAT exclusive. The Ministry on a monthly basis takes out VAT output on total money received for expenditure from Ministry of Finance. VAT input on the other hand is claimed on payments made to the suppliers and sub-contractors for expenses incurred.

c) Comparative Figures

Where necessary, amounts relating to prior years have been reclassified to facilitate comparison and achieve consistency in disclosure with current year amounts.

MINISTRY OF INDUSTRY AND TRADE
NOTES TO AND FORMING PART OF THE FINANCIAL STATEMENTS (*continued*)
FOR THE YEAR ENDED 31 DECEMBER 2014

NOTE 3 SIGNIFICANT VARIATIONS

- a. There is significant increase in the Operating Revenue by \$97,491.98 or 13% from 2013 to 2014 due to increase in revenue collected by the Department of National Trade Measurement and Standards.
- b. Established staff expenditure increase by \$402,233 or 22%. The increase was due to the inclusion of salaries and wages for the Honourable Minister and Assistant Minister and support staff, pay rise approved for civil servants, and recruitments to fill vacant positions.
- c. Operating Grants and Transfers expenditure increased by \$874,987.72 or 16%. One of the contributing factors was the increase in Annual Revised Budget for Investment Fiji by \$750,000 in the year 2014.
- d. The Special Expenditure increased by \$2,090,834.54 or 71% due to increase in Budget for National Export Strategy by \$500,000. Also budget was provided for new programs such as Trade Policy Framework - \$100,000, MSG Investment Road Show and Trade Fair - \$296,000, MSG Trade Ministers and Ministers Meeting - \$100,000, Trade and Investment Promotion Mission - \$530,000 and Trade Commission Office PNG - \$464,240.
- e. Capital Purchase budget of \$500,000 was approved for 2014. The budget was for the purchase of Water Test Bench. Eventually the purchase was made in 2014 and first phase payment was processed.

MINISTRY OF INDUSTRY AND TRADE
NOTES TO AND FORMING PART OF THE FINANCIAL STATEMENTS (continued)
FOR THE YEAR ENDED 31 DECEMBER 2014

NOTE 4 DETAILS OF APPROPRIATION CHANGES

The Permanent Secretary for Industry and Trade approved the following virements under delegation from the Minister of Finance:

Virement No.	From	To	Amount - \$
DV0001	SEG 7	SEG 3	30,000
DV0002	SEG 7	SEG 3	30,000
DV0003	SEG 7	SEG 3	40,000
DV0004	SEG 7	SEG 5	10,000
DV0005	SEG 3	SEG 4	30,000
DV0006	SEG 3	SEG 3	40,000
DV3411	SEG 7	SEG 4	23,000
DV3407	SEG 7	SEG 7	19,746
DV3408	SEG 7	SEG 7	25,300
DV3409	SEG 4	SEG 4	9,000
DV3410	SEG 5	SEG 4	8,040
V34001	SEG 7	SEG 7	39,957
V34001	SEG 13	SEG 9	40,177
V34001	SEG	SEG 4	43,348
V34001	SEG	SEG 13	12,529
DV3413	SEG 7	SEG 7	6,000
DV3414	SEG 7	SEG 4	17,930
DV3414	SEG 13	SEG 4	1,700
DV3414	SEG	SEG 4	870
DV3414	SEG	SEG 13	130.50
DV3414	SEG	SEG 4	4,500
DV3414	SEG	SEG 13	675
DV3416	SEG 7	SEG 7	16,980
DV 3416	SEG 13	SEG 13	2,547
DV 3416	SEG 13	SEG 13	2,547
DV 3415	SEG 5	SEG 7	2,550
DV3417	SEG 7	SEG 7	55,000
DV3418	SEG 5	SEG 4	16,000
DV3418	SEG 13	SEG 13	1,050
DV3418	SEG 5	SEG 4	16,000
DV3423	SEG 5	SEG 4	3,000
DV3423	SEG 5	SEG 4	1,500
DV3421	SEG 5	SEG 4	3,000
DV3421	SEG 3	SEG 3	15,000
DV3422	SEG 7	SEG 4	1,500
DV3422	SEG	SEG 4	2,700
DV3422	SEG	SEG 4	300
DV3420	SEG 3	SEG 7	10,000
DV3419	SEG 3	SEG 5	10,000
DV3424	SEG 3	SEG 3	15,000
DV3425	SEG 3	SEG 7	10,000
V340002	SEG 1	SEG 2	5,600
V340002	SEG	SEG 2	2,600